

Central Office Connector Block Accessories



Model A0344522 A0310190 A0408552 A0321718 A0337661 A0386865
A0388387 A0359994 A0388388 A0388389

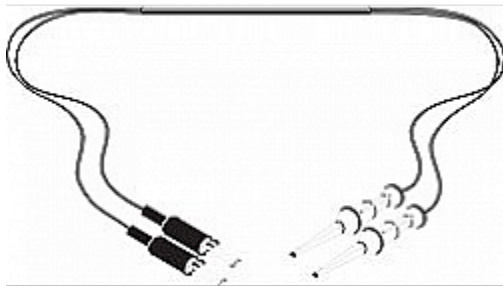
NAME	ORDER NUMBER
303-1213 Test Cord	A0344522
303-1019 Test Point Insulator (except C(G)-391)	A0310190
Test Point Insulator C(G)- 391 only	A0408552
545-1137 Wire-wrap Terminal Cap	A0321718
377-1003 Mounting Bracket	A0337661
C-303 Mounting Bar	A0386865
7 ft Universal Connector Mounting Bar	A0388387
8 ft Universal Connector Mounting Bar	A0359994
9 ft Universal Connector Mounting Bar	A0388388
11.5 ft Universal Connector Mounting Bar	A0388389

Test cords

Circuit Markers

Mounting Bars and Brackets

Universal Connector Mounting Bars



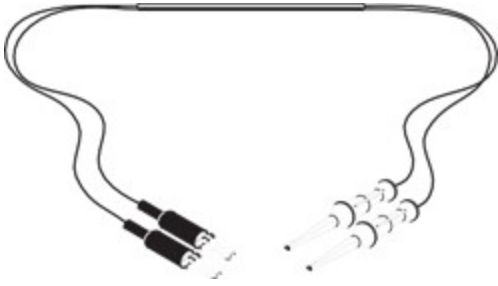
BENEFITS

- Convenient test access
- Rapid fault diagnosis
- Industry standard connectors
- Rugged, long-lasting materials

Test Cords

303-1213

This test cord is equipped with mini-test clips on one end and two insulated alligator clips on the other end.



Specifications / How to Order

Product Code	Part Number	Description	Length m (ft)	Conductors	Termination	Standard Pack	Size mm (in.)	Weight kg (lb)
303-1213	A0344522	Test Cord	0.53 (1.75)	2	Mini clips/two alligator clips	1	25 x 25 x 51 (1 x 1 x 2)	0.03 (0.06)

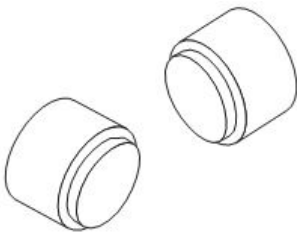
Note: Order by **Part Number**

Circuit Markers

Comtest circuit markers are used to indicate Special Safeguarding Measures/Special Service Protection (SSM/SSP) circuits on the 303-family of connectors.

303-1019


The test point insulator button fits into the recesses on the test field to isolate the pairs from accidental contact by test points or during testing with a front tap shoe. The buttons are made of a red plastic material and are designed to snap into place to cover one test field contact. Not compatible with C(G)-391



Test-point insulator button for C(G)-391 only (not shown).

545-1137

The red-colored plastic cap is used to mark and prevent accidental access to wire-wrap terminals of special circuits. The cap is designed to fit snugly over a wire-wrap terminal. One is required for each terminal



Specifications / How to Order

Product Code	Part Number	Description	Standard Pack	Size mm (in.)	Weight kg (lb)
303-1019	A0310190	Test Point Insulator (except C(G)-391)	100	25 x 80 130 (1 x 3 x 5)	0.03 (0.06)
A0408552	A0408552	Test Point Insulator C(G)-391 only	100	25 x 80 130 (1 x 3 x 5)	0.03 (0.06)
545-1137	A0321718	Wire-wrap Terminal Cap	100	25 x 80 130 (1 x 3 x 5)	0.03 (0.06)

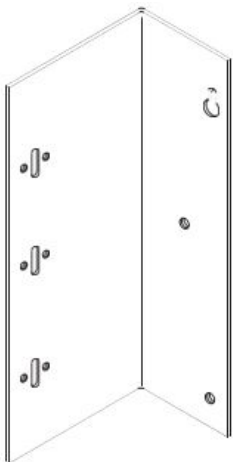
Note: Order by **Part Number**

Mounting Bars and Brackets

CNI provides mounting bars and brackets for various connector types and applications made of heavy gauge steel.

377-1003

Bracket for wall-mounting a single C-377, C-388 or C(G)-390 connector block.



Specifications / How to Order

Product Code	Part Number	Description	Standard Pack	Size mm (in.)	Weight kg (lb)
377-1003	A0337661	Mounting Bracket	1	260 x 100 x 80 (10.38 x 4 x 3)	1.90 (4.25)

Note: Order by **Part Number**

C(G)-303 and C(G)-310 Connector Blocks

Mounting bars are available for 7-, 8-, 9- and 11.5-ft high frames. Select the proper mounting bar by connector type and frame height.

How to Order - Mounting Bars for C(G)-303 and C(G)-310 Connector Blocks

Product Code	Part Number	Connector Type	MDF Height m (ft.)	Length m (in.)	Connector Capacity	Standard Pack
022-1078-115	A0386865	C-303	2.13 (7)	1651 (65)	3	1

Note: Order by **Part Number**

Universal Connector Mounting Bars

Comtest Universal Adapter Bars accommodate the compact spacing dimensions of the C(G)-391, C(G)-390, C-388 and C-377 connectors. They are normally used by mounting them on the ends of the transverse arms of the distributing frame at 8 inch centers. They may also be mounted on existing verticals using the slots provided. All the bars are made of 3.4 mm (0.135 in.) thick x 38 mm (1.5 in.) wide plated steel. The mounting bar provides electrical conduction when the distributing frame is used to provide a ground path for the connectors.



How to Order

Product Code	Part Number	MDF Height m (ft.)	Overall Length mm (in.)	Connector Capacity 377/388/390	Connector Capacity 391	Standard Pack
022-3917-115	A0388387	2.13 (7)	1676 (66.60)	6	7	1

Product Code	Part Number	MDF Height m (ft.)	Overall Length mm (in.)	Connector Capacity 377/388/390	Connector Capacity 391	Standard Pack
022-3918-115	A0359994	2.44 (8)	1956 (77.00)	7	8	1
022-3919-115	A0388388	2.74 (9)	2362 (93.00)	8	10	1
022-3920-115	A0388389	3.51 (11.5)	3114 (122.60)	11	12	1

Note: Order by **Part Number**