





Mini Rocker

No Tools, Watertight, CAT5



1. To Open Mini Rocker pull out and down.



2. Cut ends of the wire.




3 Insert wire into the ports.



4. Close firmly, hear and feel the snap to lock.

04252023

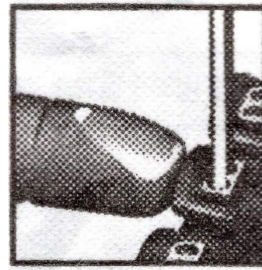
Testing Routine



1. Insert test clip Into front of Mini Rocker.



2. Open Mini Rocker half-way to test C.O.



3. Remove test clip, close firmly, hear, feel, snap and lock.

comtestnetworks.com