

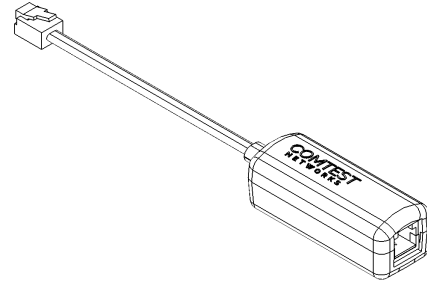
Installation Guidelines

The Bonded EMI Suppressor has 2 connection interfaces:

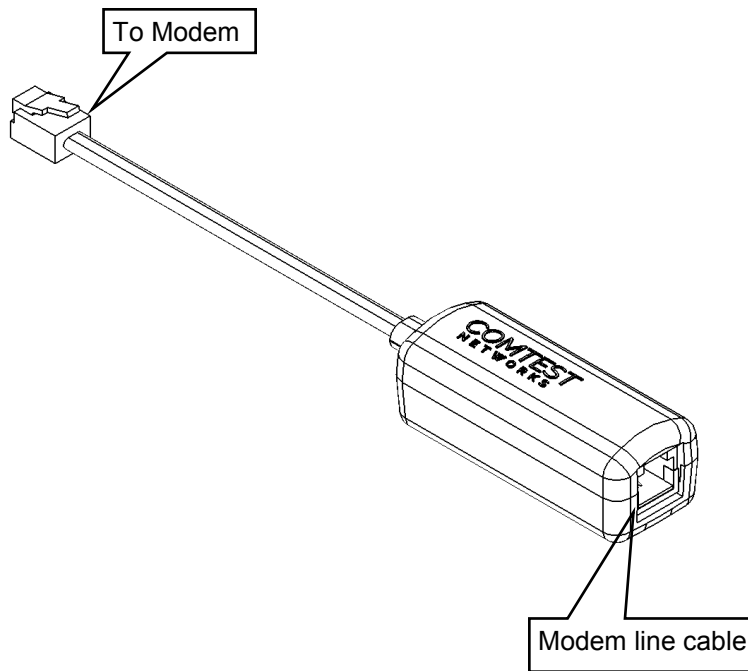
- **RJ11 receptacle** - for connection to phone.
- **RJ11 plug** - for connection to wall plate.



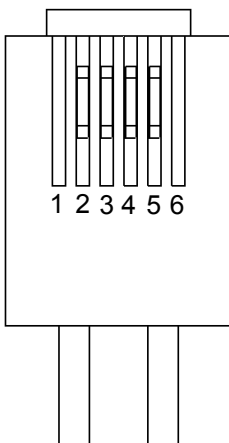
Bonded EMI Suppressor Installation Guide



Copyright © 2017, Comtest Networks Inc.

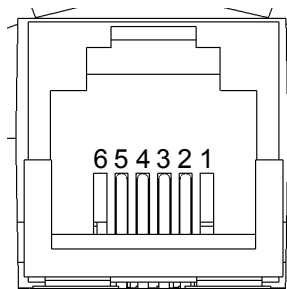


RJ11 Plug



Pin	Signal
1	No connect
2	Line 2 Filter
3	Line 1 Filter
4	Line 1 Filter
5	Line 2 Filter
6	No connect

RJ11 Receptacle



Pin	Signal
1	No connect
2	Line 2 Filter
3	Line 1 Filter
4	Line 1 Filter
5	Line 2 Filter
6	No connect

For Assistance

techhelp@comtestnetworks.com

1-877-369-5499

www.comtestnetworks.com