

Installation Guidelines

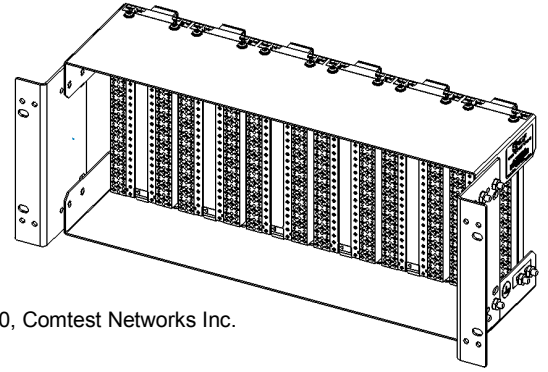
The 144 Port MAQS System has three connection types:

- **DSL** - RJ21/Champ connector to DSLAM
- **Distribution/Line** - signal to customer's premise
- **Feeder/POTS** - signal to CO



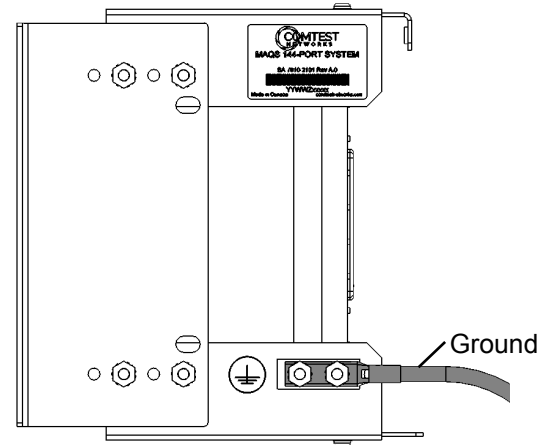
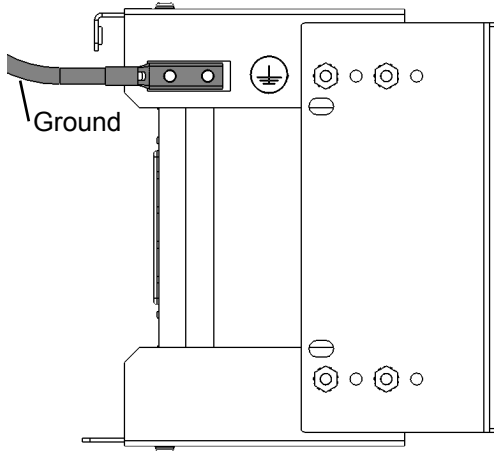
144 Port MAQS System Installation Guide

⚠ To reduce the risk of fire, use only No. 26 AWG or thicker gauge telecommunication line cord/cable. Maintain wire twist.

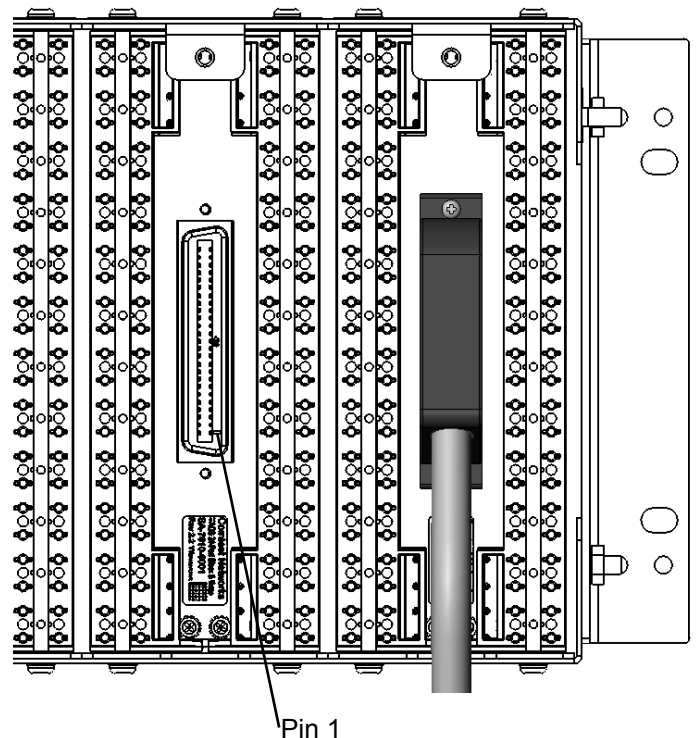
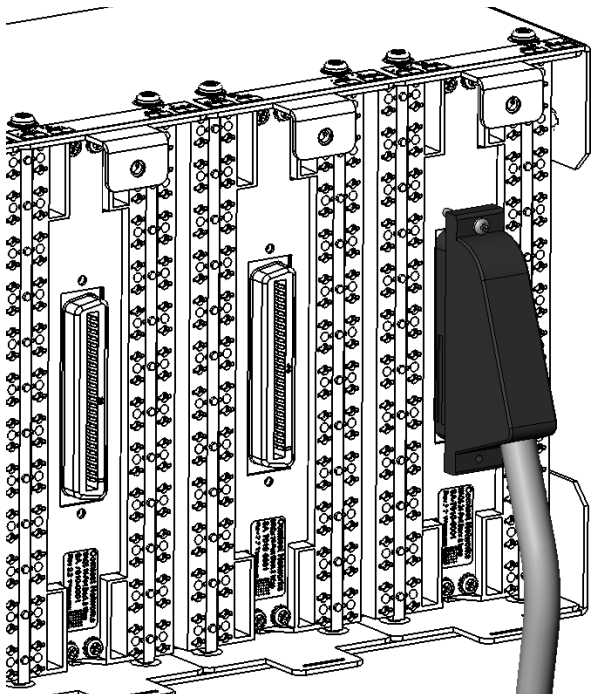


Copyright © 2020, Comtest Networks Inc.

Installation - Attach Ground. There two locations available



Attach DSL cables

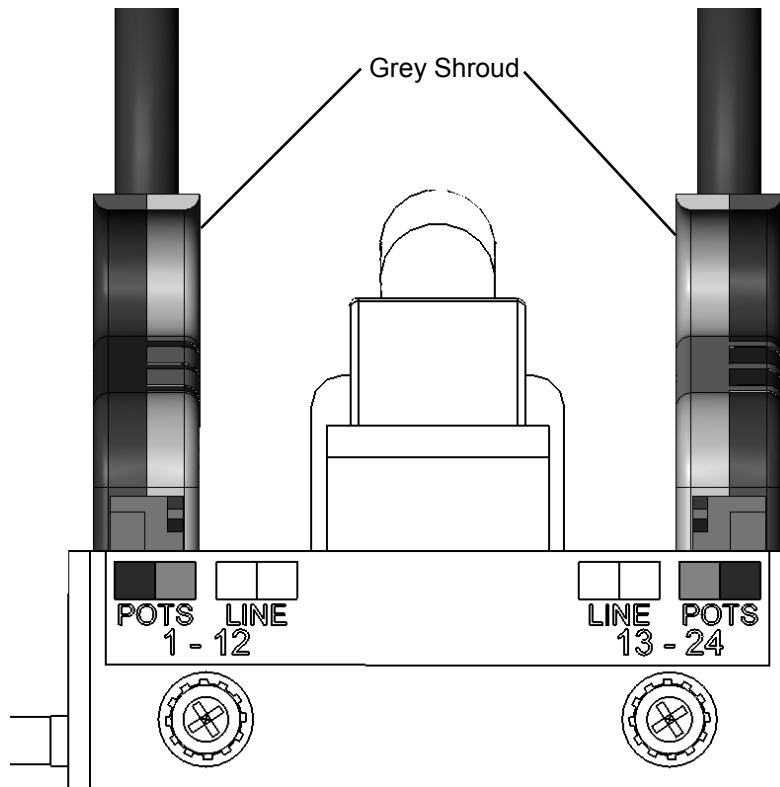


For Assistance
techhelp@comtestnetworks.com

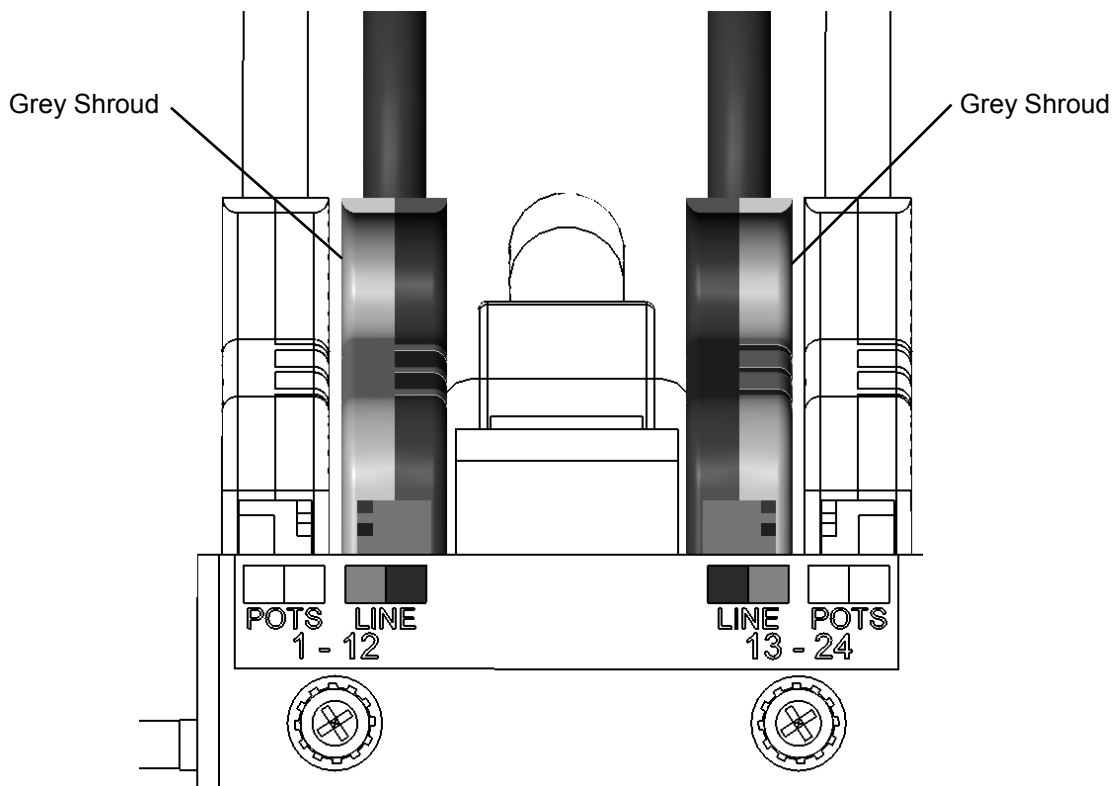
1-877-369-5499
www.comtestnetworks.com

150 Port RLS Panel Installation Guide

Attach Feeder/POTS cables

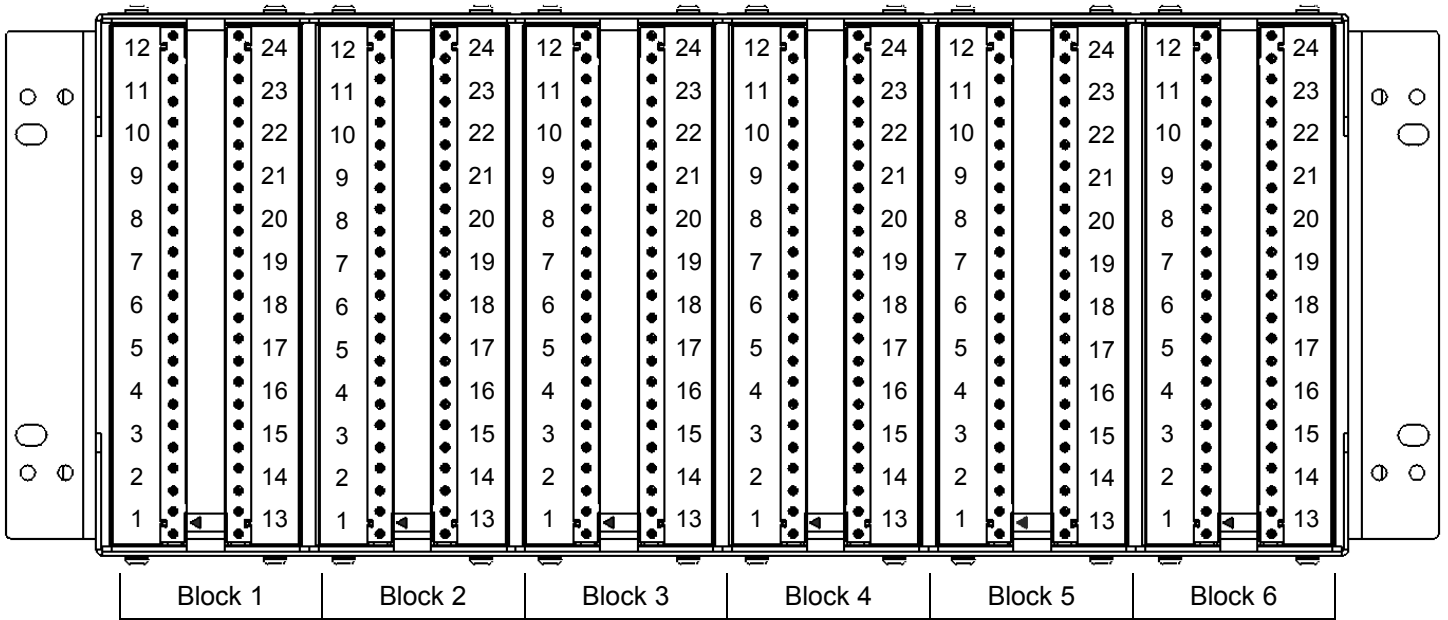


Attach Distribution/Line cables

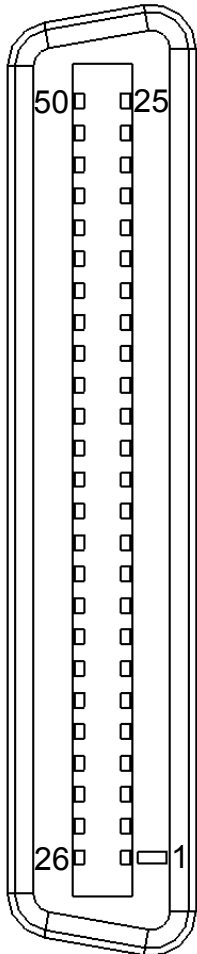


150 Port RLS Panel Installation Guide

Port Numbering



RJ21 Pin Out



RJ21 PINOUT

Port	Signal	Pin
1	RING	1
	TIP	26
2	RING	2
	TIP	27
3	RING	3
	TIP	28
4	RING	4
	TIP	29
5	RING	5
	TIP	30
6	RING	6
	TIP	31
7	RING	7
	TIP	32
8	RING	8
	TIP	33

Port	Signal	Pin
9	RING	9
	TIP	34
10	RING	10
	TIP	35
11	RING	11
	TIP	36
12	RING	12
	TIP	37
13	RING	13
	TIP	38
14	RING	14
	TIP	39
15	RING	15
	TIP	40
16	RING	16
	TIP	41

Port	Signal	Pin
17	RING	17
	TIP	42
18	RING	18
	TIP	43
19	RING	19
	TIP	44
20	RING	20
	TIP	45
21	RING	21
	TIP	46
22	RING	22
	TIP	47
23	RING	23
	TIP	48
24	RING	24
	TIP	49

Signal	Pin
NC	25
NC	50