

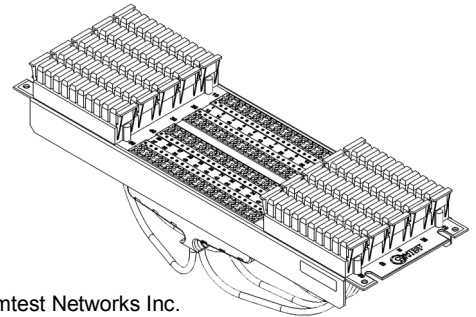
Installation Guidelines

The 48 Port MAQS x-Connect Module has three connection types:

- **DSL** - RJ21/Champ connector to DSLAM.
- **Distribution/Line** - signal to customer's premise.
- **Feeder/POTS** - signal to CO.



48 Port MAQS x-Connect Module Installation Guide



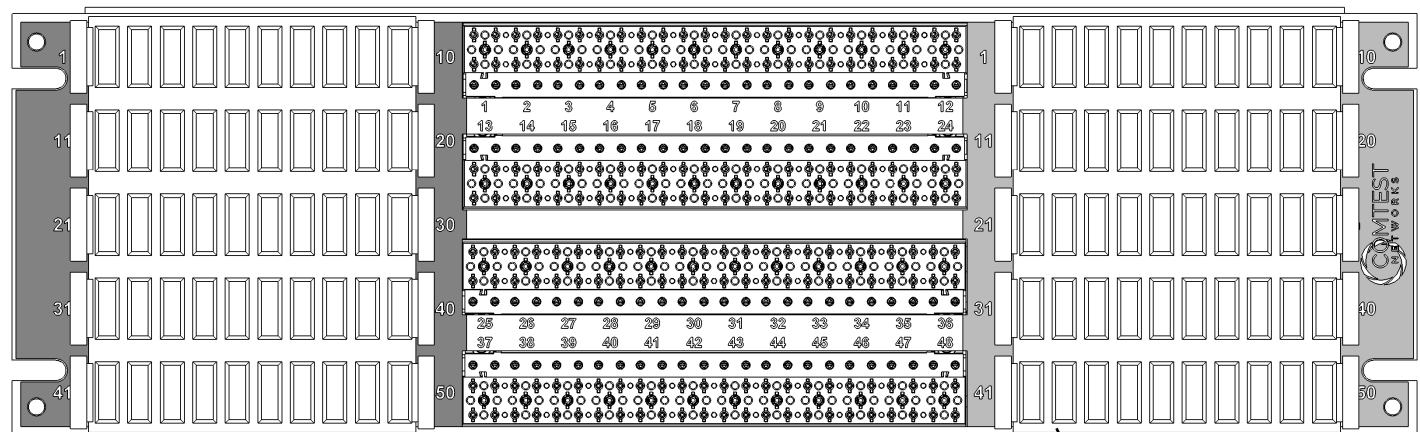
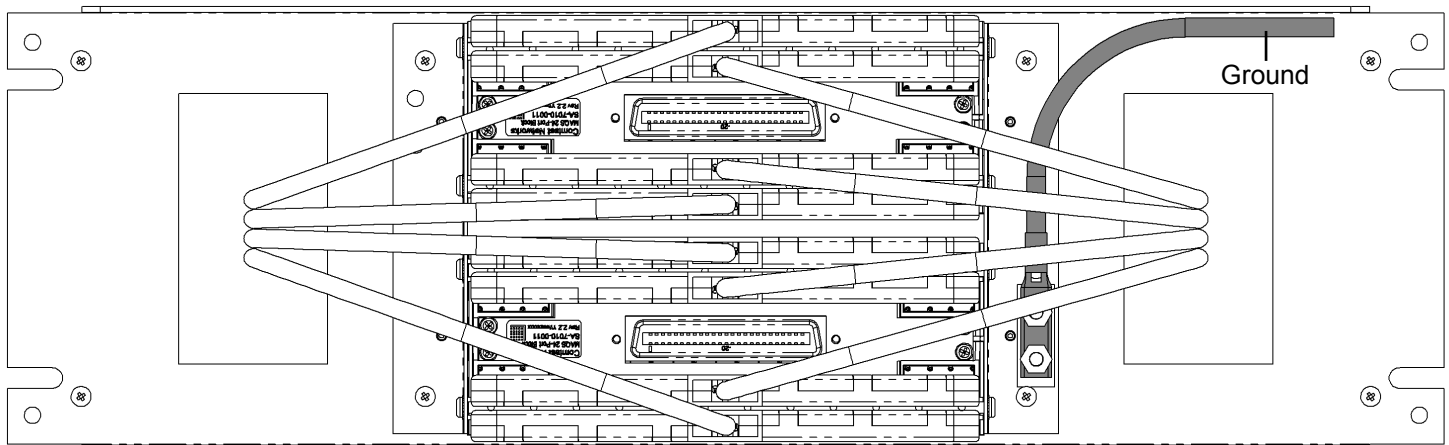
⚠ To reduce the risk of fire, use only No. 26 AWG or thicker gauge telecommunication line cord/cable. Maintain wire twist.

⚠ Insulation displacement connectors [IDC].
Do not strip wires

⚠ If the pair of wires have been previously used, remove used wire section before inserting into the IDC connectors on the x-Connect Module.

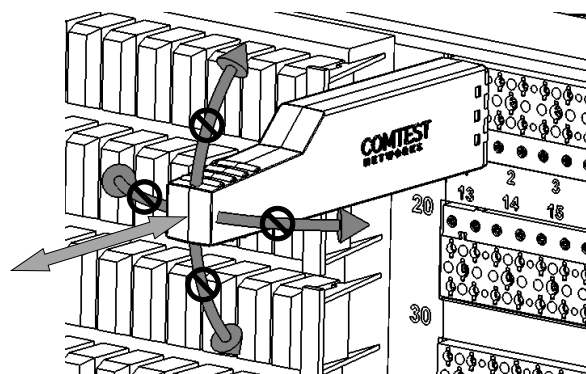
Copyright © 2020, Comtest Networks Inc.

Installation - Attach Ground



Feeder (Green)

Distribution (Blue)



For Assistance

techhelp@comtestnetworks.com

1-877-369-5499

www.comtestnetworks.com