



Primary with Test Jack Installation Guide

Installation Guidelines

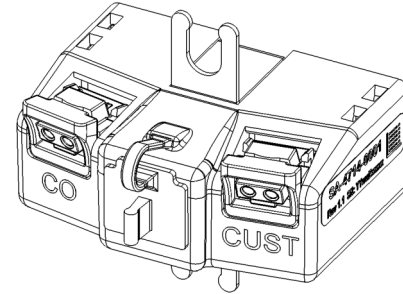
The Primary-TJ has three connection types:

- CO** - line coming from the central office.
- CUST** - customer's telephone.
- Test Jack** - RJ11 to verify line signal.

⚠ To reduce the risk of fire, use only No. 26 AWG or thicker gauge telecommunication line cord/cable.

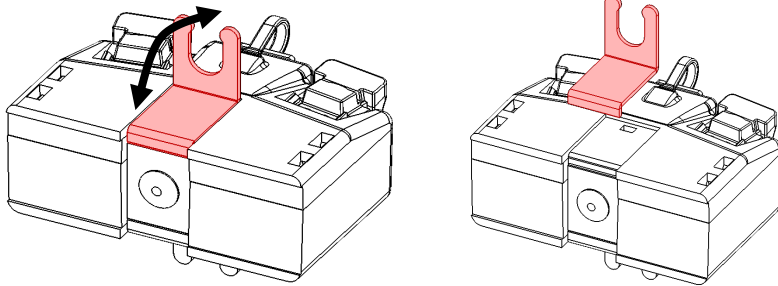
⚠ Insulation displacement connectors [IDC].
Do not strip wires

⚠ If the pair of wires have been previously used, remove used wire section before inserting into the IDC connectors on the Primary-TJ.

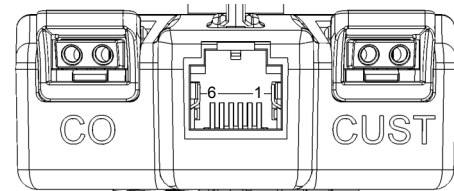
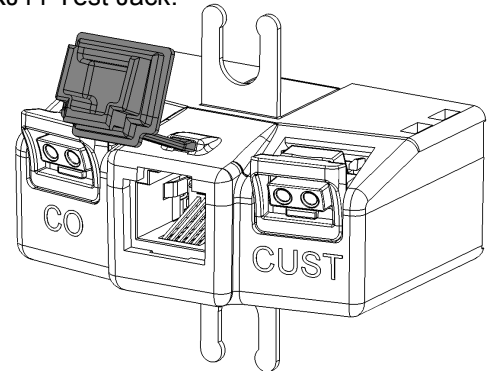


Copyright © 2020, Comtest Networks Inc.


Remove ground tab (optional):




RJ11 Test Jack:



Installation



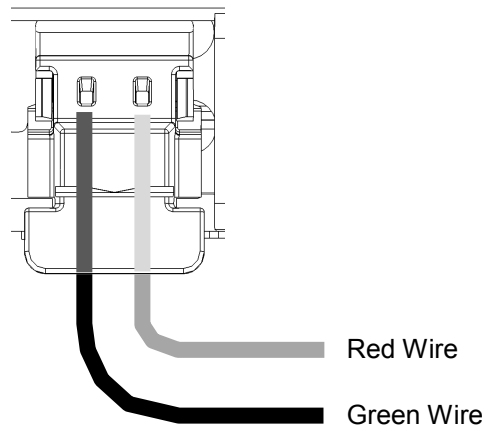
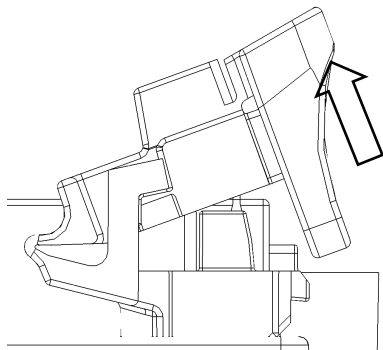
Top ground post



Bottom ground post

Pin	Signal	Pin	Signal
1	CUST Ring	4	CO Tip
2	No connection	5	No connection
3	CO Ring	6	CUST Tip

IDC Connector



For Assistance 1-877-369-5499
techhelp@comtestnetworks.com www.comtestnetworks.com